

The Season

Oregon State finished the 2009 season with a 37-19 overall record and 15-12 mark in Pacific-10 Conference play. The Beavers were 22-7 in non-conference games, including a 20-5 mark during the regular season.

Pac-10 Play

The Beavers started Pac-10 play 5-1 and then went 10-11 the rest of the way to finish it 15-12. The 15 victories is the most since OSU went 16-7 in 2006. It also marked Oregon State's first winning Pac-10 season since 2006.

Back To The Postseason

Oregon State made it to the Fort Worth Regional, ending a one-year absence from postseason play. The Beavers went 2-2 at the regional, defeating Texas A&M twice and losing to TCU twice. Texas A&M was ranked 18th and TCU 13th during the regional. The Beavers were ranked 25th.

Casey Gets To 500

With a 2-0 win over Oregon on May 19, head coach Pat Casey became the 19th coach in Pac-10 history to reach 500 wins with his school. He ended the year with five more victories, and is now 56 behind Ralph Coleman, who has the second-most at Oregon State with 561.

Speaking Of Rankings

The Beavers were ranked for nearly the entire season and posted a ranking as high as 14th in Baseball America's Top 25 on April 13. The Beavers were ranked in each of the five major polls for three straight weeks in April and a week in May after taking 2-of-3 from then-No. 3 Arizona State.

Keeping Opponents Down

Even though the Beavers played a tough schedule this season, the team's pitchers were able to keep opponents at bay. OSU limited opponents to two runs or less 14 times and the Beavers finished the season a perfect 14-0 when doing so. When limiting teams to five runs or less,

meanwhile, Oregon State was 30-10.

No Big Blowouts Here

Oregon State played relatively close games all season, with just 18 contests decided by five or more runs. Of course, in that situation, the Beavers went 16-2. OSU lost just two games by four or more runs, with only one occurring during Pac-10 play.

At Home

Oregon State won 17 games at Goss Stadium in 2009, marking the fifth straight season in which the Beavers won double figures at home.

Call Him Sammie

Sam Gaviglio won 10 games for the Beavers in 2009, setting what is believed to be a school record for the most wins by a freshman. He went 10-1, winning his last seven decisions, including the opener of the Fort Worth Regional. Gaviglio's 2.73 ERA was the best amongst the team's starters during the season.

Sam's Awards


Sam Gaviglio was certainly rewarded for his stellar season. He was named to the All-Pac-10 Honorable Mention squad and earned Freshman All-America First-Team by Louisville Slugger, the NCBWA and Ping! Baseball.

Ortiz Does It Again

Ryan Ortiz managed to raise his average one point last season, to .352, while driving in 45 runs to go with five home runs. He was named to the All-Pac-10 First Team for the second straight season. He also earned All-Academic Second Team honors after placing in honorable mention last year.

Newcomers - Offense

OSU had a host of newcomers join the club in 2009 and they played valuable roles. Offensively, Jared Norris finished second on the team with a .331 batting average and contributed three home runs and 36 RBI. Adalberto Santos was third on the club with a .320 batting aver-



Ryan Ortiz


age and also finished with four home runs and 43 RBI. Stefen Romero led OSU with 51 RBI while batting .291.

Newcomers - Pitching


Outside of Sam Gaviglio, Tyler Waldron proved to be OSU's biggest addition, finishing the season with a 6-4 record, 4.15 ERA and 70 strikeouts in a team-leading 93 1/3 innings.

MLB Draft

Oregon State had six players drafted by Major League clubs after the season. Oregon State has now had at least one player selected in the last 17 years, which includes all 15 years under head coach Pat Casey. The last year not to see an OSU player selected was 1992. The Beavers have had at least one player selected in every year of the draft except 1992, 1985,



2009 Oregon State Baseball Team



Sam Gaviglio

1979, 1978, 1976, 1973 and 1972. The Beavers have had multiple draft selections in each of the last nine seasons. Ryan Ortiz going in the sixth round gave Oregon State 22 players selected in the top nine rounds under head coach Pat Casey.

Against The 2009 Postseason Field

Oregon State played a tough schedule in 2009, and went 5-5 in the regular season against teams that qualified for the postseason.

Against The Ranked

The Beavers also played nine games against teams that were ranked in the top 25 at the time of the game, and went 4-5. That included taking 2-of-3 from then-No. 3 Arizona State in early May.

Check Out That ERA

Under the guidance of first-year pitching coach Nate Yeskie, the Beavers, with nearly an identical pitching staff, lowered their earned run average nearly a run and a half. OSU saw its ERA end the season at 3.93, with only one of the team's 15 pitchers posting an ERA above 5.00. OSU finished the conference season with an ERA of 3.78, more than a run and a half lower than the 5.47 from a year ago.

Quick Note On Sammie Nationally

Sam Gaviglio's 10 victories in 2009 placed him in a tie for 22nd nationally, just one win away from tying for 10th. The 10 wins also put Gaviglio in a tie for second place in the Pac-10, behind only Arizona State's Mike Leake.

Coming Up On A Milestone

Fans who watch the Beavers in 2010 will have an opportunity to see a milestone that is reached very few times in collegiate baseball. The Beavers' 37 wins in 2009 gave the program 1,989 all-time, meaning Oregon State needs just 11 for 2,000 all-time. Of the 1,989 wins, 1,021 have come at what is now Goss Stadium (51.3 percent).

What Ryan Ortiz Left With

After the conclusion of the 2009 season, Ryan Ortiz was selected in the sixth round by Oakland, and he signed shortly thereafter. What Ortiz left the program is immeasurable. He'll leave behind a very impressive career. In three seasons with OSU, and two as the team's starting catcher, he racked up 142 hits, 33 doubles, two triples, 10 home runs and 100 runs batted in. His .348 batting average nearly cracks the Oregon State top 10; he is two percentage points behind Dave Brundage and Mike Leone, who both batted .350 for their careers.

Pac-10 Honors

Ortiz earned First-Team Pac-10 honors. Honorable mention selections were Tyler Waldron, Sam Gaviglio, Kevin Rhoderick, Jared Norris and Adalberto Santos.

OSU In 2009 National Rankings

Offense

Category	Stat	Rank
Batting average	.278	249
Scoring	6.8	144
Runs	382	125
Hits	520	204
Doubles	88	226
Triples	15	107
Home runs	23	269
Slugging pct.	.378	272
Stolen bases	53	177
Bases on balls	304	10
Sacrifice bunts	63	8
Hit by pitch	62	115
Sacrifice flies	26	88

Pitching/Defense

Category	Stat	Rank
Earned run average	3.93	8
Strikeouts/g inn.	7.8	58
Hits/g inn.	8.2	6
Walks/g inn.	3.59	85
Fielding pct.	.977	7
Double plays	55	49
Win pct.	.661	36

2009 Beavers When ...

Category	Home	Road	Neutral	Overall
Record	17-5	8-10	12-4	37-19
Pac-10 record	7-5	6-6	2-1	15-12
Non-Conference record	10-0	2-4	10-3	22-7
Versus Top 25	2-1	0-3	2-1	4-5
Versus Top 10	2-1	0-1	0-0	2-2

February	0-0	1-2	2-0	3-2
March	5-0	1-0	6-4	12-4
April	7-2	3-3	0-0	10-5
May	5-3	3-5	4-0	12-8
Sunday	4-1	1-3	4-1	9-5
Monday	2-0	0-0	0-0	2-0
Tuesday	4-0	1-0	0-0	5-0
Wednesday	0-0	0-0	1-0	1-0
Thursday	1-0	1-0	2-0	4-0
Friday	2-3	2-3	4-1	8-7
Saturday	4-1	3-4	1-2	8-7

Black uniforms	7-1	2-4	1-2	10-7
Creme uniforms	5-0	0-0	1-2	6-2
Gray uniforms	0-0	3-2	3-0	6-2
Gray pinstripe uniforms	0-0	1-0	1-0	2-0
Orange uniforms	3-1	2-2	2-0	7-3
White uniforms	2-3	0-2	4-0	6-5

Day	6-2	6-5	9-3	21-10
Night	11-3	2-5	3-1	16-9
vs. Left	1-2	4-1	6-3	11-6
vs. Right	16-3	3-9	6-1	26-13

Oregon State scores first	9-1	4-5	8-1	22-7
0-2 runs	1-2	0-2	1-2	2-6
3-5 runs	3-1	4-6	1-2	8-9
6-9 runs	9-2	3-2	5-0	17-4
10+ runs	4-0	1-0	5-0	10-0
Opponent scores first	8-4	2-5	5-3	15-12
0-2 runs	7-0	4-0	3-0	14-0
3-5 runs	9-3	4-4	3-3	16-10
6-9 runs	1-2	0-4	5-1	6-7
10+ runs	0-0	0-2	0-0	0-2

1-run games	4-3	0-5	3-1	7-9
2-run games	1-1	1-1	2-3	4-5
5+ runs	8-0	4-2	4-0	16-2

Leading after 6	15-0	5-0	10-1	31-1
Leading after 7	14-0	5-0	11-1	30-1
Leading after 8	15-0	7-0	12-0	34-0
Trailing after 6	1-3	2-7	0-3	3-12
Trailing after 7	0-3	2-7	0-3	2-13
Trailing after 8	0-3	1-8	0-3	1-14
Extra-inning games	2-0	0-0	0-1	2-1
Shutouts	2-0	1-0	0-0	3-0
Following a win	10-4	4-8	8-2	22-14
Following a loss	7-1	4-2	4-1	15-4

Out-hit opponent	11-1	7-3	9-0	27-4
Opponent out-hit	2-4	1-6	2-3	5-13
Hits are equal	4-0	0-1	1-1	5-2

Make 0 errors	8-3	1-3	2-2	11-8
Make 1 error	6-1	6-5	6-2	18-8
Make 2+ errors	3-1	1-2	4-0	8-3
Opp. makes 0 errors	4-2	3-4	2-3	9-9
Opp. makes 1 error	6-1	1-4	4-1	11-6
Opp. makes 2+ errors	7-2	4-2	6-0	17-4

2009 Honors

Rob Folsom

- Pac-10 All-Academic Honorable Mention

Sam Gaviglio

- Louisville Slugger/Collegiate Baseball Freshman All-America Team
- Baseball America Freshman All-America Second Team
- NCBWA Freshman All-America First Team
- Ping! Baseball Freshman All-America First-Team
- All-Pac-10 Honorable Mention

Koa Kahalehoo

- Fort Worth Regional All-Tournament Team

Jared Norris

- All-Pac-10 Honorable Mention

Ryan Ortiz

- All-Pac-10 First Team
- Pac-10 All-Academic Second Team
- Fort Worth Regional All-Tournament Team
- Pac-10 Player Of The Week (April 6)
- USA Baseball Golden Spikes Award Watch List
- Johnny Bench Award Watch List
- Baseball America Preseason All-America Third Team
- Baseball America Preseason All-Pac-10
- College Baseball Insider Preseason All-America Honorable Mention

Jorge Reyes

- Fort Worth Regional All-Tournament Team

Kevin Rhoderick

- All-Pac-10 Honorable Mention
- Louisville Slugger Preseason All-America Third Team
- College Baseball Insider Preseason All-America Honorable Mention
- NCBWA Stopper Of The Year Watch List

Adalberto Santos

- All-Pac-10 Honorable Mention

Kraig Sitton

- Pac-10 All-Academic Honorable Mention

John Tommasini

- Fort Worth Regional All-Tournament Team

Tyler Waldron

- All-Pac-10 Honorable Mention

John Wallace

- Pac-10 All-Academic Honorable Mention

Oregon State In The 2009 MLB Draft




Ryan Ortiz

Oakland Athletics
6th Round
183rd overall



Jorge Reyes

San Diego Padres
17th Round
504th overall



Kraig Sitton

Boston Red Sox
17th Round
528th overall
DID NOT SIGN



Joey Wong

Colorado Rockies
24th Round
721st overall



Greg Peavey

Houston Astros
32nd Round
971st overall
DID NOT SIGN



Adalberto Santos

San Diego Padres
35th Round
1,044th overall
DID NOT SIGN



Kevin Rhoderick

Overall: 37-19 • Pac-10: 15-12 • Home: 17-5 • Road: 8-10 • Neutral: 12-4

Date	Opponent	Score	OSU R-H-E	Opp. R-H-E	Win	Loss	Save	Rec.	Conf.	Att.	Time
2/20	at Tennessee	L, 4-5	4-12-1	5-8-1	Locante (1-0)	Rhoderick (0-1)		0-1		2,048	3:16
2/21	at Tennessee	W, 14-4	14-13-2	4-10-3	Reyes (1-0)	Rosas (0-1)		1-1		1,900	4:04
2/22	at Tennessee				CANCELLED - WEATHER						
2/26	vs. Northern Illinois	W, 23-7	23-20-3	7-10-1	Peavey (1-0)	Copp (0-2)		2-1		3,617	3:16
2/27	vs. #15 Missouri	W, 12-8	12-13-2	8-8-2	Gaviglio (1-0)	Allen (0-1)	Rhoderick (1)	3-1		2,456	3:22
2/28	at #5 Arizona State	L, 3-6	3-4-2	6-8-3	Lambson (2-0)	Sitton (0-1)		3-2		3,547	2:47
3/1	vs. Northern Illinois	W, 2-1	2-4-1	1-4-0	Reyes (2-0)	Lukanen (0-2)	Rhoderick (2)	4-2		942	2:33
3/5	vs. San Francisco	W, 11-9	11-11-2	9-8-3	Grbavac (1-0)	Hiserman (0-2)	Gaviglio (1)	5-2		756	3:26
3/6	vs. #12 Oklahoma St.	L, 5-7	5-9-1	7-11-0	Oliver (3-0)	Waldron (0-1)		5-3		1,031	2:51
3/7	vs. UC Riverside	W, 5-1	5-8-1	1-7-1	Gaviglio (2-0)	Montgomery (2-1)		6-3		861	2:32
3/8	vs. Texas Tech	W, 9-6	9-9-0	6-12-0	Stiltner (1-0)	Stern (0-1)	Rhoderick (3)	7-3		742	2:58
3/13	vs. Missouri State	W, 8-7	8-12-1	7-11-4	Nygren (1-0)	Combs (0-1)	Rhoderick (4)	8-3		4,129	2:39
3/14	vs. Missouri State	L, 3-5	3-6-1	5-7-1	Baumann (3-0)	Peavey (1-1)	Meade (1)	8-4		2,254	2:55
3/15	vs. Missouri State	L, 2-4	2-7-0	4-9-0	Meade (3-1)	Reyes (2-1)	Barnes (1)	8-5		1,638	2:40
3/19	Utah Valley	W, 7-0	7-9-0	0-4-2	Waldron (1-1)	Sargent (1-3)		9-5		1,567	2:21
3/20	Utah Valley	W, 17-2	17-13-0	2-8-2	Gorton (1-0)	Smith (1-3)		10-5		1,149	3:08
3/21	Saint Mary's	W, 12-3	12-11-2	3-6-4	Peavey (2-1)	Schneider (2-2)	Osich (1)	11-5		1,239	3:00
3/22	Saint Mary's	W, 9-3	9-13-0	3-6-0	Gaviglio (3-0)	Berl (1-1)		12-5		1,339	2:41
3/23	Hawai'i	W, 8-4	8-11-1	4-5-1	Reyes (3-1)	Kuroda (3-1)		13-5		724	2:25
3/27	at Oregon	W, 7-1	7-9-1	1-5-5	Waldron (2-1)	Anderson (1-3)	Sitton (1)	14-5	1-0	2,777	3:30
3/28	vs. Oregon	L, 2-3 (10)	2-7-0	3-7-0	Gagnier (1-0)	Gaviglio (3-1)		14-6	1-1	15,540	3:38
3/29	vs. Oregon	W, 8-1	8-7-1	1-3-3	Reyes (4-1)	Whitmore (1-4)		15-6	2-1	13,709	3:01
4/3	California	W, 8-4	8-10-2	4-10-1	Waldron (3-1)	Flemer (2-2)		16-6	3-1	2,138	2:37
4/4	California	W, 6-2	6-7-1	2-4-0	Peavey (3-1)	Diemer (1-3)		17-6	4-1	2,789	2:19
4/5	California	W, 5-4 (11)	5-11-0	4-11-1	Gaviglio (4-1)	Miller (1-2)		18-6	5-1	3,023	3:35
4/9	at Arizona	W, 9-5	9-13-1	5-12-2	Nygren (2-0)	Stoffel (1-1)		19-6	6-1	767	2:58
4/10	at Arizona	L, 5-6	5-11-0	6-9-2	Allison (1-0)	Peavey (3-2)	Stoffel (1)	19-7	6-2	554	2:46
4/11	at Arizona	W, 8-3	8-9-1	3-8-1	Reyes (5-1)	Roach (1-4)		20-7	7-2	664	2:52
4/13	BYU	W, 7-6	7-9-1	6-9-1	Gaviglio (5-1)	Bunch (3-2)	Rhoderick (5)	21-7		917	2:46
4/14	BYU	W, 8-4	8-7-1	4-9-1	Gorton (2-0)	Oslund (3-1)	Nygren (1)	22-7		1,029	2:28
4/17	USC	L, 3-4	3-7-0	4-5-2	Boxberger (3-3)	Waldron (3-2)	Stock (4)	22-8	7-3	2,759	2:46
4/18	USC	L, 2-5	2-8-0	5-9-0	Triggs (4-1)	Sitton (0-2)	Smith (1)	22-9	7-4	3,119	2:31
4/19	USC	W, 5-4 (10)	5-10-0	4-6-3	Rhoderick (1-1)	Cooper (1-1)		23-9	8-4	2,879	2:52
4/24	at UCLA	L, 5-7	5-6-1	7-13-0	Cole (4-3)	Waldron (3-3)	Brooks (6)	23-10	8-5	532	2:57
4/25	at UCLA	W, 5-3	5-10-0	3-8-0	Rhoderick (2-1)	Brooks (0-3)		24-10	9-5	932	3:13
4/26	at UCLA	L, 2-5	2-8-5	5-9-0	Brewer (2-4)	Reyes (5-2)	Brooks (7)	24-11	9-6	1,013	3:01
4/28	Oregon	W, 10-2	10-10-0	2-5-2	Gaviglio (6-1)	Boer (1-5)		25-11		2,381	2:49
5/1	#3 Arizona State	L, 2-4	2-3-1	4-7-1	Leake (11-1)	Robles (0-1)		25-12	9-7	3,129	2:15
5/2	#3 Arizona State	W, 4-3	4-8-0	3-8-0	Sitton (1-2)	Lambson (6-3)		26-12	10-7	2,849	3:20
5/3	#3 Arizona State	W, 10-5	10-10-1	5-7-2	Rhoderick (3-1)	Newman (1-1)		27-12	11-7	2,853	3:17
5/4	at Portland	W, 5-1	5-8-1	1-7-0	Gaviglio (7-1)	Lange (0-2)	Rhoderick (6)	28-12		448	2:41
5/8	vs. Washington	W, 6-4	6-8-1	4-4-2	Robles (1-1)	Merry (1-2)	Rhoderick (7)	29-12	12-7	4,296	3:32
5/9	at Washington	L, 6-15	6-10-1	15-19-0	Erickson (4-4)	Peavey (3-3)		29-13	12-8	1,323	2:55
5/10	at Washington	L, 3-4	3-8-0	4-6-1	Haehl (3-1)	Sitton (1-3)	Pearl (8)	29-14	12-9	825	3:11
5/12	Gonzaga	W, 8-1	8-9-1	1-2-2	Waldron (4-3)	Martin (3-4)		30-14		1,577	3:00
5/13	Gonzaga				CANCELLED - RAIN						
5/15	Washington State	L, 6-7	6-11-0	7-12-2	Way (8-4)	Robles (1-2)	Johnson (9)	30-15	12-10	2,749	2:58
5/16	Washington State	W, 8-2	8-10-2	2-5-1	Gaviglio (8-1)	Arnold (6-3)		31-15	13-10	3,073	2:48
5/17	Washington State	L, 6-7	6-8-2	7-12-0	Johnson (5-1)	Rhoderick (3-2)		31-16	13-11	2,959	2:59
5/19	Oregon	W, 2-0	2-4-0	0-5-0	Waldron (5-3)	Keudell (0-5)	Rhoderick (8)	32-16		2,564	2:11
5/20	vs. Oregon	W, 14-4	14-15-1	4-7-2	Peavey (4-3)	Garrison (0-3)		33-16		5,177	3:11
5/22	at Stanford	W, 5-0	5-7-1	0-3-0	Gaviglio (9-1)	Pries (4-4)		34-16	14-11	2,300	2:29
5/23	at Stanford	L, 6-7	6-9-1	7-9-1	Storen (7-1)	Robles (1-3)		34-17	14-12	2,679	3:16
5/24	at Stanford	W, 5-2	5-5-1	2-6-4	Waldron (6-3)	Mooneyham (6-3)	Rhoderick (9)	35-17	15-12	2,003	2:51
5/29	vs. #18 Texas A&M	W, 9-8	9-14-0	8-15-1	Gaviglio (10-1)	Raley (7-3)		36-17		2,822	3:32
5/30	at #13 TCU	L, 1-13	1-3-1	13-17-1	Winkler (7-0)	Waldron (6-4)		36-18		3,269	3:01
5/31	vs. #18 Texas A&M	W, 13-5	13-18-2	5-10-1	Reyes (6-2)	Ehlert (5-2)		37-18		2,496	2:49
5/31	at #13 TCU	L, 4-5	4-8-0	5-9-0	Marshall (2-2)	Rhoderick (3-3)		37-19		3,191	2:55

2009 Overall Statistics

Hitting

Player	Avg.	GP-GS	AB	R	H	2B	3B	HR	RBI	TB	SLG	BB	HBP	SO	GDP	OBA	SF	SH	SB-ATT	PO	A	E	FLD
Chiarelli, Mike	.500	4-1	2	0	1	1	0	0	0	2	1.000	1	0	1	0	.667	0	0	0-0	14	1	0	1.000
Ortiz, Ryan	.352	56-56	216	55	76	17	1	5	45	110	.509	39	4	34	10	.454	3	1	2-2	404	58	2	.996
Norris, Jared	.331	50-39	130	32	43	4	0	3	36	56	.431	31	3	21	3	.461	3	3	0-1	355	32	4	.990
Santos, A.	.320	53-47	175	40	56	6	2	4	43	78	.446	40	6	30	4	.453	4	3	15-18	57	3	1	.984
Miller, Michael	.297	48-36	128	23	38	4	2	1	18	49	.383	12	8	23	1	.389	1	4	8-9	55	2	3	.950
Bell, Carter	.294	31-14	51	13	15	3	0	1	10	21	.412	7	2	14	0	.393	1	3	2-3	12	35	8	.855
Boyd, Logan	.294	15-5	17	6	5	1	0	1	6	9	.529	9	1	9	0	.556	0	1	0-1	7	0	0	1.000
Romero, Stefan	.291	55-55	223	44	65	18	3	5	51	104	.466	17	9	32	5	.361	3	3	1-1	143	88	11	.955
Beverley, Kyle	.286	28-1	7	5	2	0	0	0	0	2	.286	0	0	4	0	.286	0	0	0-0	6	0	0	1.000
Folsom, Rob	.283	40-25	99	17	28	1	2	1	15	36	.364	8	0	23	0	.333	1	5	0-2	41	3	1	.978
Kahalehoe, Koa	.271	43-22	96	18	26	5	0	0	16	31	.323	8	3	18	2	.343	1	3	2-5	48	0	0	1.000
Wong, Joey	.255	56-55	216	36	55	8	3	1	30	72	.333	30	8	31	5	.363	2	15	5-7	84	165	6	.976
Warren, Brent	.250	9-0	8	2	2	1	0	0	3	3	.375	1	0	2	0	.333	0	0	0-0	1	0	0	1.000
Hayes, Brandon	.250	3-0	4	1	1	0	1	0	0	3	.750	0	0	1	0	.250	0	0	0-0	0	0	0	.000
Wallace, John	.237	56-52	177	38	42	5	0	1	23	50	.282	41	6	38	2	.394	2	9	9-12	123	2	1	.992
Tommasini, J.	.220	56-54	168	25	37	8	1	0	28	47	.280	23	9	35	2	.338	4	11	3-4	93	159	4	.984
Gibbs, Blake	.214	18-8	28	5	6	2	0	0	3	8	.286	4	2	13	1	.353	0	0	1-1	0	0	0	.000
Shupe, Max	.211	12-4	19	3	4	1	0	0	1	5	.263	3	0	3	0	.318	0	0	0-0	1	0	0	1.000
Casey, Brett	.208	30-13	53	13	11	0	0	0	10	11	.208	17	1	9	2	.408	0	1	4-4	0	1	0	1.000
Lotti, Logan	.137	27-15	51	5	7	3	0	0	6	10	.196	12	0	18	2	.297	1	1	1-1	17	1	1	.947
Gorton, Ryan	.000	2-0	2	1	0	0	0	0	0	0	.000	1	0	1	0	.333	0	0	0-0	5	3	0	1.000
Totals	.278	56-56	1870	382	520	88	15	23	344	707	.378	304	62	360	39	.392	26	63	53-71	1498	630	51	.977
Opponents	.245	56-56	1856	248	455	81	10	34	226	658	.355	199	48	431	46	.332	10	38	42-62	1455	615	73	.966

LOB - Team (489), Opp (405). DPs turned - Team (55), Opp (46). CI - Team (0), Opp (1). IBB - Team (5), Wallace, J. 1, Norris, J. 1, Romero, S. 1, Boyd, L. 1, Santos, A. 1, Opp (8). Picked off - Norris, J. 2, Ortiz, R. 1, Tommasini, J. 1, Santos, A. 1, Casey, B. 1, Lotti, L. 1, Wallace, J. 1.

Pitching

Player	ERA	W-L	APP	GS	CG	SHO/CBO	SV	IP	H	R	ER	BB	SO	2B	3B	HR	AB	Avg.	WP	HBP	BK	SFA
Foster, Kyle	0.00	0-0	3	0	0	0/0	0	2.2	3	1	0	1	1	1	1	0	11	.273	1	0	0	0
Starr, Taylor	0.00	0-0	1	0	0	0/0	0	1.0	0	0	0	0	2	0	0	0	3	.000	0	0	0	0
Gorton, Ryan	1.97	2-0	12	1	0	0/0	0	32.0	33	8	7	16	20	5	0	2	118	.280	2	1	0	0
Osich, Josh	2.05	0-0	17	1	0	0/0	1	26.1	15	6	6	17	34	1	0	2	88	.170	2	1	0	1
Gaviglio, Sam	2.73	10-1	18	6	1	1/0	1	62.2	45	20	19	9	55	14	1	5	225	.200	0	4	1	1
Kidd, Brad	3.00	0-0	3	0	0	0/1	0	3.0	3	1	1	1	3	0	0	0	12	.250	0	1	0	0
Grbavac, Mark	3.86	1-0	19	0	0	0/0	0	18.2	11	8	8	9	16	1	0	0	61	.180	2	7	0	2
Sitton, Kraig	4.05	1-3	26	0	0	0/1	1	20.0	16	10	9	7	27	3	1	2	71	.225	1	1	0	0
Waldron, Tyler	4.15	6-4	16	14	1	0/2	0	93.1	96	50	43	31	70	16	2	6	362	.265	5	6	1	1
Rhoderick, K.	4.18	3-3	23	0	0	0/1	9	23.2	21	11	11	15	33	1	0	1	87	.241	3	0	1	0
Reyes, Jorge	4.20	6-2	15	14	1	0/0	0	81.1	84	47	38	29	75	15	4	5	312	.269	4	5	4	2
Nygren, James	4.45	2-0	18	0	0	0/0	1	30.1	27	16	15	14	17	3	1	1	113	.239	1	3	0	0
Robles, Tanner	4.75	1-3	9	8	0	0/0	0	36.0	26	20	19	18	31	7	0	4	127	.205	4	7	0	2
Stiltner, Nick	4.76	1-0	4	0	0	0/0	0	5.2	5	6	3	5	5	1	0	1	24	.208	0	0	0	0
Peavey, Greg	5.74	4-3	13	12	0	0/0	0	62.2	70	44	40	27	42	13	0	5	242	.289	6	12	1	1
Totals	3.93	37-19	56	56	3	3/2	13	499.1	455	248	218	199	431	81	10	34	1856	.245	31	48	8	10
Opponents	5.83	19-37	56	56	2	0/0	10	485.0	520	382	314	304	360	88	15	23	1870	.278	54	62	9	26

PB - Team (9), Ortiz, R. 7, Chiarelli, M. 1, Folsom, R. 1, Opp (18). Pickoffs - Team (5), Ortiz, R. 2, Nygren, J. 1, Gorton, R. 1, Peavey, G. 1, Opp (8). SBA/ATT - Ortiz, R. (38-55), Waldron, T. (9-12), Reyes, J. (6-11), Gaviglio, S. (7-8), Robles, T. (6-8), Osich, J. (2-5), Peavey, G. (1-5), Chiarelli, M. (4-5), Grbavac, M. (4-4), Rhoderick, K. (3-3), Gorton, R. (2-3), Nygren, J. (1-2), Sitton, K. (1-1).

Oregon State In One-Run Games

Overall: 7-9

Home: 4-3

Road: 0-5

Neutral: 3-1

Date	Opponent	Score	INN	WP	LP	Game-Winner (Inning)
2/20	@ Tennessee	L, 4-5	9	Locante	Rhoderick	Liles Single (9)
3/1	vs. Northern Illinois	W, 2-1	9	Reyes	Lukanen	Santos Walk (5)
3/13	vs. Missouri State	W, 8-7	9	Nygren	Combs	Ortiz 2-run double (8)
3/28	vs. Oregon	L, 2-3	10	Gagnier	Gaviglio	Adamson double (10)
4/5	California	W, 5-4	11	Gaviglio	Miller	Ortiz single (11)
4/10	@ Arizona	L, 5-6	9	Allison	Peavey	Baird double (4)
4/13	BYU	W, 7-6	9	Gaviglio	Bunch	Ortiz double (4)
4/17	USC	L, 3-4	9	Boxberger	Waldron	Garcia home run (4)
4/19	USC	W, 5-4	10	Rhoderick	Cooper	Tommasini sac bunt, USC error (10)
5/2	Arizona State	W, 4-3	9	Sitton	Lambson	Kahalehoe single (9)
5/10	@ Washington	L, 3-4	9	Haehl	Sitton	Russell double (7)
5/15	Washington State	L, 6-7	9	Way	Robles	Prince single (6)
5/17	Washington State	L, 6-7	9	Johnson	Rhoderick	Ponciano single (9)
5/23	@ Stanford	L, 6-7	9	Storen	Robles	Jones 2-run single (7)
5/29	vs. Texas A&M	W, 9-8	9	Gaviglio	Raley	Kahalehoe 2-run double (6)
5/31	@ TCU	L, 4-5	9	Marshall	Rhoderick	Coats single (9)

Hitting

Player	Avg.	GP-GS	AB	R	H	2B	3B	HR	RBI	TB	SLG	BB	HBP	SO	GDP	OBA	SF	SH	SB-ATT	PO	A	E	FLD
Bell, Carter	.375	11-4	16	4	6	0	0	0	2	6	.375	3	0	4	0	.450	1	1	1-1	2	17	3	.864
Ortiz, Ryan	.374	27-27	107	25	40	9	1	4	19	63	.589	15	3	15	5	.457	2	0	1-1	182	31	1	.995
Norris, Jared	.338	27-25	77	16	26	1	0	2	17	33	.429	22	2	10	0	.481	3	3	0-1	215	22	4	.983
Folsom, Rob	.286	20-11	49	13	14	0	1	1	5	19	.388	4	0	7	0	.340	0	2	0-0	21	1	1	.957
Shupe, Max	.286	7-1	7	1	2	0	0	0	1	2	.286	2	0	1	0	.444	0	0	0-0	0	0	0	.000
Santos, A.	.282	25-21	78	13	22	2	0	2	16	30	.385	17	3	15	1	.420	2	1	8-8	14	1	0	1.000
Romero, Stefen	.274	27-27	106	17	29	6	3	2	18	47	.443	8	7	14	3	.364	0	2	1-1	39	50	5	.947
Miller, Michael	.250	26-24	80	12	20	3	1	0	8	25	.313	11	5	17	1	.371	1	2	6-6	40	2	2	.955
Kahalehoe, Koa	.250	18-11	44	7	11	4	0	0	6	15	.341	3	1	10	0	.306	1	2	1-2	22	0	0	1.000
Wong, Joey	.240	27-26	104	16	25	2	2	0	10	31	.298	11	2	16	2	.325	0	11	2-2	41	72	2	.983
Wallace, John	.206	27-27	97	12	20	3	0	0	13	23	.237	15	4	20	2	.333	1	3	5-6	67	1	0	1.000
Casey, Brett	.138	14-6	29	1	4	0	0	0	2	4	.138	4	0	5	2	.242	0	1	1-1	0	0	0	.000
Lotti, Logan	.125	9-5	16	0	2	1	0	0	2	3	.188	4	0	4	1	.300	0	1	0-0	7	1	0	1.000
Tommasini, J.	.107	27-26	84	6	9	4	0	0	9	13	.155	6	4	22	1	.196	3	5	1-1	49	74	1	.992
Boyd, Logan	.000	5-0	4	0	0	0	0	0	0	0	.000	3	0	3	0	.429	0	0	0-0	0	0	0	.000
Warren, Brent	.000	3-0	2	1	0	0	0	0	0	0	.000	0	0	1	0	.000	0	0	0-0	0	0	0	.000
Hayes, B.	.000	1-0	1	0	0	0	0	0	0	0	.000	0	0	0	0	.000	0	0	0-0	0	0	0	.000
Gorton, Ryan	.000	1-0	1	0	0	0	0	0	0	0	.000	0	0	1	0	.000	0	0	0-0	3	1	0	1.000
Beverley, Kyle	.000	9-0	1	2	0	0	0	0	0	0	.000	0	0	1	0	.000	0	0	0-0	4	0	0	1.000
Gibbs, Blake	.000	1-1	1	1	0	0	0	0	0	0	.000	2	0	0	0	.667	0	0	0-0	0	0	0	.000
Totals	.254	27-27	904	147	230	35	8	11	128	314	.347	130	31	166	18	.362	14	34	27-30	721	310	23	.978
Opponents	.246	27-27	882	117	217	42	4	14	108	309	.350	91	27	192	24	.333	5	20	17-29	723	311	34	.968

LOB - Team (243), Opp (187). DPs turned - Team (32), Opp (24). IBB - Team (3), Romero, S. 1, Boyd, L. 1, Norris, J. 1, Opp (3). Picked off - Ortiz, R. 1, Santos, A. 1, Wallace, J. 1, Lotti, L. 1, Tommasini, J. 1.

Pitching

Player	ERA	W-L	APP	GS	CG	SHO/CBO	SV	IP	H	R	ER	BB	SO	2B	3B	HR	AB	Avg.	WP	HBP	BK	SFA
Gorton, Ryan	0.95	0-0	7	0	0	0/0	0	19.0	15	2	2	10	10	2	0	1	66	.227	1	1	0	0
Osich, Josh	1.69	0-0	8	0	0	0/0	0	10.2	3	2	2	7	12	0	0	2	33	.091	0	0	0	0
Gaviglio, Sam	1.88	3-1	9	2	1	1/0	0	24.0	13	6	5	3	17	5	0	1	83	.157	0	2	0	0
Rhoderick, K.	2.45	3-1	9	0	0	0/0	2	11.0	7	3	3	6	14	1	0	0	37	.189	1	0	0	0
Grbavac, Mark	3.72	0-0	10	0	0	0/0	0	9.2	5	4	4	6	7	0	0	0	32	.156	0	4	0	0
Sitton, Craig	3.86	1-2	15	0	0	0/0	1	14.0	12	7	6	3	19	3	1	0	49	.245	0	1	0	0
Waldron, Tyler	4.01	3-2	8	6	0	0/0	0	42.2	49	23	19	10	23	12	0	2	170	.288	2	3	1	1
Reyes, Jorge	4.01	2-1	9	9	0	0/0	0	49.1	49	29	22	21	44	8	2	2	183	.268	2	3	2	2
Nygren, James	4.66	1-0	7	0	0	0/0	0	9.2	12	6	5	3	6	0	1	1	39	.308	0	2	0	0
Robles, Tanner	5.71	1-3	4	3	0	0/0	0	17.1	14	12	11	4	17	3	0	1	65	.215	2	3	0	1
Peavey, Greg	6.27	1-2	7	7	0	0/0	0	33.0	38	23	23	18	23	8	0	4	125	.304	3	8	1	1
Totals	3.78	15-12	27	27	1	1/0	3	240.1	217	117	101	91	192	42	4	14	882	.246	11	27	4	5
Opponents	4.56	12-15	27	27	1	0/0	7	241.0	230	147	122	130	166	35	8	11	904	.254	24	31	2	14

PB - Team (5), Ortiz, R. 5, Opp (8). Pickoffs - Team (2), Ortiz, R. 1, Nygren, J. 1, Opp (5). SBA/ATT - Ortiz, R. (17-27), Waldron, T. (7-10), Reyes, J. (2-7), Robles, T. (4-4), Peavey, G. (0-3), Rhoderick, K. (2-2), Grbavac, M. (1-1), Gaviglio, S. (1-1), Osich, J. (0-1).

2009 Quality Starts By Pitcher

#32 Sam Gaviglio (2)

Date	Opponent	W-L-S	IP	H	R	ER	BB	SO	NP
5/16	Washington State *	W	7.2	4	2	1	1	4	96
5/22	Stanford *	W	9.0	3	0	0	0	7	116

#24 Greg Peavey (3)

Date	Opponent	W-L-S	IP	H	R	ER	BB	SO	NP
3/21	Saint Mary's *	W	6.0	4	3	0	4	3	98
4/4	California *	W	7.0	4	2	2	2	7	103
4/18	USC *	ND	7.1	5	2	2	3	6	110

#23 Jorge Reyes (4)

Date	Opponent	W-L-S	IP	H	R	ER	BB	SO	NP
3/23	Hawaii *	W	7.0	4	3	3	3	11	121
3/29	Oregon *	W	7.0	2	1	0	3	6	94
4/5	California *	ND	7.0	7	1	1	1	6	102
4/11	Arizona *	W	7.2	8	3	3	1	5	114

#30 Tanner Robles (1)

Date	Opponent	W-L-S	IP	H	R	ER	BB	SO	NP
5/8	Washington *	W	6.1	2	0	0	1	3	77

#25 Tyler Waldron (6)

Date	Opponent	W-L-S	IP	H	R	ER	BB	SO	NP
2/28	Arizona State *	ND	6.0	5	3	3	3	6	99
3/19	Utah Valley *	W	8.0	3	0	0	3	6	96
3/27	Oregon *	W	7.1	5	1	1	2	1	98
5/12	Gonzaga *	W	9.0	2	1	1	4	8	119
5/19	Oregon *	W	7.1	5	0	0	1	10	102
5/24	Stanford *	W	6.2	5	2	1	1	5	90

Quality Starts Breakdown

Home: 9 (7-0)

Road: 6 (5-0)

Neutral: 1 (1-0)

February: 1 (0-0)

March: 5 (5-0)

April: 4 (2-0)

May: 6 (6-0)

Oregon State Team

Offense

Most At Bats	42, vs. Northern Illinois (2/26)
Most Runs Scored	23, vs. Northern Illinois (2/26)
Most Hits	20, vs. Northern Illinois (2/26)
Most RBI	22, vs. Northern Illinois (2/26)
Most Doubles	5-2x, last vs. Utah Valley (3/19)
Most Triples	1-14x, last vs. TCU (5/31)
Most Home Runs	3, vs. Washington State (5/15)
Most Walks	16, vs. Northern Illinois (2/26)
Most Strikeouts	12, vs. Stanford (5/23)
Most Stolen Bases	3-3x, last vs. Arizona (4/9)
Most Hit By Pitch	5, vs. Utah Valley (3/20)
Most Runners LOB	14, vs. Stanford (5/23)

Fielding

Most Putouts	33, vs. California (4/5)
Most Assists	19, vs. USC (4/19)
Most Errors	5, vs. UCLA (4/26)
Most DPs Turned	3-5x, last vs. TCU (5/30)

Pitching

Most Innings Pitched	11.0, vs. California (4/5)
Most Runs Allowed	15, vs. Washington (5/9)
Most Earned Runs Allowed	15, vs. Washington (5/9)
Most Walks Allowed	10, vs. Washington (5/10)
Most Strikeouts	13-3x, last vs. Portland (5/5)
Most Hits Allowed	19, vs. Washington (5/9)

Miscellaneous

Longest Winning Streak	6 games (3/19-3/27)
Longest Losing Streak	2 games-4x (last, 5/9-5/10)
Longest Game, Innings	11, vs. California (4/5)
Longest Game, Time (9 Innings)	4:04, vs. Tennessee (2/21)
Longest Game, Time (Extra Innings)	3:38, vs. Oregon (3/28)
Fastest Game, Time	2:11, vs. Oregon (5/19)
Largest Home Attendance	3,129, vs. Arizona State (5/1)
Largest Road Attendance	3,547, vs. Arizona State (2/28)
Largest Neutral Attendance	15,540 vs. Oregon (3/28)

Oregon State Individual

Offense

Most At Bats	6-2x, last by John Wallace vs. California (4/5)
Most Runs Scored	4, Stefen Romero vs. Northern Illinois (2/26)
Most Hits	5, by Koa Kahalehoe vs. Texas A&M (5/31)
Most RBI	7, Rob Folsom vs. Northern Illinois (2/26)
Most Doubles	2-2x, last Ryan Ortiz vs. USC (4/17)
Most Triples	1, 14 times
Most Home Runs	2, Adalberto Santos vs. Washington State (5/15)
Most Walks	4, Ryan Ortiz vs. Arizona State (5/2)
Most Strikeouts	4, Michael Miller vs. Stanford (5/23)
Most Stolen Bases	2-4x, last by Adalberto Santos vs. Texas A&M (5/29)

Fielding

Most Putouts	17, Jared Norris vs. USC (4/19)
Most Assists	8, John Tommasini vs. USC (4/19)
Most Errors	2, Joey Wong vs. Northern Illinois (2/26)

Pitching

Most Innings Pitched	9.0-3x, last by Jorge Reyes vs. Texas A&M (5/31)
Most Runs Allowed	9, Greg Peavey vs. Washington (5/9)
Most Earned Runs Allowed	9, Greg Peavey vs. Washington (5/9)
Most Walks Issued	4-4x, last by Greg Peavey vs. Saint Mary's (3/21)
Most Strikeouts	11, Jorge Reyes vs. Hawai'i (3/23)
Most Hits Allowed	11, Tyler Waldron vs. Arizona (4/9)

Opponent Team

Offense

Most At Bats	44, vs. Washington (5/9)
Most Runs Scored	15, vs. Washington (5/9)
Most Hits	19, vs. Washington (5/9)
Most RBI	15, vs. Washington (5/9)
Most Doubles	6, vs. TCU (5/30)
Most Triples	2, vs. Stanford (5/23)
Most Home Runs	3, vs. Washington (5/9)
Most Walks	10, vs. Washington (5/10)
Most Strikeouts	13-3x, last vs. Portland (5/5)
Most Stolen Bases	5, vs. Missouri (2/27)
Most Hit By Pitch	4, vs. San Francisco (3/5)
Most Runners LOB	13, vs. TCU (5/31)

Fielding

Most Putouts	31, vs. California (4/5)
Most Assists	16-3x, last vs. Portland (5/5)
Most Errors	5, vs. Oregon (3/27)
Most DPs Turned	3-2x, last vs. TCU (5/30)

Pitching

Most Innings Pitched	10.1, vs. California (4/5)
Most Runs Allowed	23, vs. Northern Illinois (2/26)
Most Earned Runs Allowed	23, vs. Northern Illinois (2/26)
Most Walks Allowed	16, vs. Northern Illinois (2/26)
Most Strikeouts	12, vs. Stanford (5/23)
Most Hits Allowed	20, vs. Northern Illinois (2/26)

Opponent Individual

Offense

Most At Bats	6, Brendan Garnder-Young, Washington (5/9) 6, Kyle Conley, Washington (5/9)
Most Runs Scored	3-8x
Most Hits	4-4x
Most RBI	5, Caleb Brown, Washington (5/9)
Most Doubles	2-5x
Most Triples	1-10x
Most Home Runs	1-34x
Most Walks	4, Jason Kipnis, Arizona State (5/3)
Most Strikeouts	4, Greg Folgias, Missouri (2/27)
Most Stolen Bases	2-7x

Fielding

Most Putouts	16, Dillon Baird, Arizona (4/11)
Most Assists	8, Josh Hogan, Oregon (3/29)
Most Errors	3, Brayden Drake, Missouri State (3/13)

Pitching

Most Innings Pitched	9.0, Mike Leake, Arizona State (5/1)
Most Runs Allowed	10, Scott Schneider, Saint Mary's (3/21)
Most Earned Runs Allowed	9, Brandon Copp, Northern Illinois (2/26) 9, Zach Badgley, Northern Illinois (2/26)
Most Walks Issued	7, Max Fearnow, Stanford (5/23)
Most Strikeouts	8, Drew Storen, Stanford (5/23)
Most Hits Allowed	10, Zach Badgley, Northern Illinois (2/26) 10, Jason Erickson, Washington (5/9)

2009 Batting Breakdown

Cat.	Avg.	AB	R	H	2B	3B	HR	RBI	BB
Home	.279	714	153	99	37	5	12	140	107
Road	.252	606	97	153	23	5	7	83	86
Neutral	.305	550	132	168	28	5	4	121	111
vs. Left	.281	555	--	156	23	3	7	102	93
vs. Right	.280	1289	--	361	65	12	16	241	204
Day	.290	1080	225	313	48	9	11	204	176
Night	.262	790	157	207	40	6	12	140	128
Pac-10	.254	904	147	230	35	8	11	128	130
Non-Conf.	.300	966	235	290	53	7	12	216	174
February	.339	183	56	62	15	1	3	51	38
March	.277	527	115	146	24	4	5	105	91
April	.271	502	88	136	25	4	6	74	68
May	.267	658	123	176	24	6	9	114	107



Michael Miller



John Wallace


2009 Stolen Base Breakdown

Player	Total SB-A	Home SB-A	Road SB-A	Neutral SB-A	2nd SB-A	3rd SB-A
Carter Bell	2-3	1-1	0-1	1-1	2-3	0-0
Logan Boyd	0-1	0-0	0-1	0-0	0-1	0-0
Brett Casey	4-4	2-2	1-1	1-1	4-4	0-0
Rob Folsom	0-2	0-1	0-1	0-0	0-2	0-0
Blake Gibbs	1-1	0-0	1-1	0-0	1-1	0-0
Koa Kahalehoe	2-5	0-1	1-2	1-2	2-5	0-0
Logan Lotti	1-1	0-0	1-1	0-0	1-1	0-0
Michael Miller	8-9	5-6	2-2	1-1	7-8	1-1
Jared Norris	0-1	0-0	0-1	0-0	0-1	0-0
Ryan Ortiz	2-2	1-1	1-1	0-0	2-2	0-0
Stefen Romero	1-1	0-0	1-1	0-0	1-1	0-0
Adalberto Santos	15-18	6-7	4-5	5-6	11-14	4-4
John Tommasini	3-4	2-2	1-1	0-1	3-4	0-0
John Wallace	9-12	3-4	4-5	2-3	9-12	0-0
Joey Wong	5-7	1-2	3-3	1-2	5-7	0-0
Totals	53-71	21-27	20-27	12-17	48-66	5-5
	.746	.777	.740	.706	.727	1.000

2009 Home Run Breakdown

No.	Player	Date	Opponent/Pitcher	On	Inn.	Out	Ct.
1	Romero (1)	2/21	Tennessee/Morgado (L)	0	5	0	NA
2	Norris (1)	2/26	N. Illinois/Badgley (R)	0	9	0	1-0
3	Romero (2)	2/26	N. Illinois/Badgley (R)	0	9	0	1-2
4	Romero (3)	3/13	Missouri State/Clubb (R)	0	4	1	1-1
5	Santos (1)	3/19	Utah Valley/Bennett (L)	0	8	0	2-0
6	Boyd (1)	3/20	Utah Valley/Gordon (R)	1	3	0	1-0
7	Wong (1)	3/20	Utah Valley/Ayoso (L)	3	6	1	2-1
8	Santos (2)	3/21	Saint Mary's/Schneider (R)	1	6	2	1-0
9	Norris (2)	4/10	Arizona/Simon (R)	0	4	0	2-2
10	Norris (3)	4/11	Arizona/Burns (R)	1	7	2	1-1
11	Ortiz (1)	4/11	Arizona/Bandilla (L)	0	9	2	0-1
12	Miller (1)	4/14	BYU/Oslund (R)	2	2	1	1-2
13	Romero (4)	4/24	UCLA/Cole (R)	1	3	2	1-1
14	Wallace (1)	4/28	Oregon/Boer (R)	3	5	0	1-1
15	Ortiz (2)	5/9	Washington/Erickson (R)	2	7	2	0-0
16	Bell (1)	5/12	Gonzaga/Martin (R)	2	8	2	2-2
17	Ortiz (3)	5/15	Washington St./Way (L)	0	3	1	0-0
18	Santos (3)	5/15	Washington St./Way (L)	0	3	2	1-0
19	Santos (4)	5/15	Washington St./Johnson (R)	0	8	0	0-0
20	Folsom	5/17	Washington St./Stilley (L)	0	1	1	2-2
21	Ortiz (4)	5/17	Washington St./Johnson (R)	0	7	0	0-2
22	Romero (5)	5/23	Stanford/Marshall (R)	0	2	1	0-2
23	Ortiz (5)	5/31	Texas A&M/Ehlert (R)	0	2	2	3-2

Total: 23 **Home:** 12 **Road:** 7 **Neutral:** 4
Solo: 14 **2-Run:** 4 **3-Run:** 3 **Grand Slam:** 2
vs. Left: 7 **vs. Right:** 16
Pac-10: 11 **Non-Conference:** 12



Inning-By-Inning

	1	2	3	4	5	6	7	8	9	EX	Total
Oregon State	34	55	45	40	39	46	57	37	25	3	382
Opponents	26	29	26	36	27	25	28	21	27	2	248
Advantage	8	26	19	4	12	21	29	16	-2	1	134

Starts By Position

Player	C	1B	2B	3B	SS	LF	CF	RF	DH
C. Bell	0-0	0-0	0-0	10-2	1-1	0-0	0-0	0-0	0-0
K. Beverley	0-0	0-0	0-0	0-0	0-0	0-0	0-0	0-0	0-1
L. Boyd	0-0	0-0	0-0	0-0	0-0	0-0	0-0	5-0	0-0
B. Casey	0-0	0-0	0-0	1-0	0-0	0-0	0-0	1-0	7-4
M. Chiarelli	0-1	0-0	0-0	0-0	0-0	0-0	0-0	0-0	0-0
R. Folsom	0-0	0-0	0-0	0-0	0-0	14-6	0-0	3-1	1-0
B. Gibbs	0-0	0-0	0-0	0-0	0-0	0-0	0-0	0-0	5-3
R. Gorton	0-0	0-0	0-0	0-0	0-0	0-0	0-0	0-0	0-0
B. Hayes	0-0	0-0	0-0	0-0	0-0	0-0	0-0	0-0	0-0
K. Kahalehoe	0-0	0-0	0-0	0-0	0-0	5-6	2-0	5-4	0-0
L. Lotti	0-0	0-0	0-0	0-0	0-0	0-0	0-0	10-4	1-0
M. Miller	0-0	0-0	0-0	0-0	0-0	9-4	1-0	12-10	0-0
J. Norris	0-0	26-15	0-0	0-0	0-0	0-0	0-0	0-0	0-0
R. Ortiz	37-18	0-1	0-0	0-0	0-0	0-0	0-0	0-0	0-0
S. Romero	0-0	8-2	0-0	26-17	0-0	0-0	0-0	0-0	1-0
A. Santos	0-0	4-1	0-0	0-0	0-0	8-3	2-1	0-0	17-11
M. Shupe	0-0	1-0	0-0	0-0	0-0	0-0	0-0	0-0	3-0
J. Tommasini	0-0	0-0	35-19	0-0	0-0	0-0	0-0	0-0	0-0
J. Wallace	0-0	0-0	0-0	0-0	0-0	1-0	33-18	1-0	0-0
B. Warren	0-0	0-0	0-0	0-0	0-0	0-0	0-0	0-0	0-0
J. Wong	0-0	0-0	2-0	0-0	35-18	0-0	0-0	0-0	0-0

Statistics By Position

Pos.	AVG	AB	R	H	RBI	2B	3B	HR	BB	SO	SLG	OBA
C	.345	211	52	73	42	18	1	4	39	36	.412	.448
1B	.321	190	43	61	46	8	0	5	39	31	.442	.437
2B	.215	172	26	37	29	8	1	0	23	35	.273	.308
3B	.267	210	41	56	46	18	3	4	16	35	.438	.319
SS	.273	216	40	59	34	8	3	2	30	31	.366	.362
OF	.275	582	108	160	91	21	5	6	91	119	.359	.373
DH	.284	176	39	50	32	3	1	2	41	43	.347	.419
PH	.195	77	18	15	18	4	1	0	19	24	.273	.354

Starts By Batting Order

Player	1	2	3	4	5	6	7	8	9
C. Bell	0-0	0-0	0-0	0-0	0-0	0-0	1-1	10-2	0-0
K. Beverley	0-0	0-0	0-0	0-0	0-0	0-0	0-1	0-0	0-0
L. Boyd	0-0	0-0	0-0	1-0	2-0	1-0	0-0	1-0	0-0
B. Casey	1-0	1-0	0-0	0-0	1-1	2-2	4-1	0-0	0-0
M. Chiarelli	0-0	0-0	0-0	0-0	0-0	0-0	0-0	0-1	0-0
R. Folsom	1-0	1-1	0-0	0-0	3-1	5-2	6-3	2-0	0-0
B. Gibbs	0-0	0-0	0-0	0-0	0-3	2-0	3-0	0-0	0-0
R. Gorton	0-0	0-0	0-0	0-0	0-0	0-0	0-0	0-0	0-0
B. Hayes	0-0	0-0	0-0	0-0	0-0	0-0	0-0	0-0	0-0
K. Kahalehoe	0-0	0-0	1-1	0-0	0-0	0-0	5-5	6-4	0-0
L. Lotti	0-0	0-0	1-0	0-1	1-0	2-2	6-2	1-0	0-0
M. Miller	6-7	1-0	0-1	0-0	0-0	0-1	2-1	13-5	0-0
J. Norris	0-0	0-0	0-0	2-2	19-9	1-2	0-1	2-0	0-0
R. Ortiz	0-0	0-0	18-11	13-8	2-0	4-0	0-0	0-0	0-0
S. Romero	0-0	0-0	8-4	15-5	6-4	7-5	0-1	0-0	0-0
A. Santos	1-0	7-8	8-2	6-3	2-1	6-2	1-0	0-0	0-0
M. Shupe	0-0	0-0	0-0	0-0	0-0	4-0	0-0	0-0	0-0
J. Tommasini	0-0	0-0	0-0	0-0	0-0	0-0	0-0	0-0	35-19
J. Wallace	14-3	7-3	1-0	0-0	1-0	1-3	8-4	0-5	1-0
B. Warren	0-0	0-0	0-0	0-0	0-0	0-0	0-0	0-0	0-0
J. Wong	13-9	20-7	0-0	0-0	0-0	0-0	1-0	2-2	1-0

Statistics By Batting Order

Spot	AVG	AB	R	H	RBI	2B	3B	HR	BB	SO	SLG	OBA
1	.275	233	44	64	35	10	3	1	30	38	.356	.378
2	.250	216	47	54	28	6	3	3	45	42	.347	.387
3	.309	217	50	67	48	11	2	4	40	37	.433	.420
4	.344	221	53	76	49	14	3	6	29	32	.516	.435
5	.291	206	51	60	42	11	0	4	43	48	.403	.414
6	.303	211	36	64	47	14	1	3	26	40	.422	.402
7	.265	200	40	53	31	9	0	1	30	42	.325	.366
8	.238	185	34	44	34	5	2	1	33	43	.303	.376
9	.210	181	27	38	30	8	1	0	28	38	.265	.338

Batter Breakdown

Player	Multiple-Hit Games					Multiple-RBI Games					Home Runs					Last
	2	3	4	5+	Tot.	2	3	4	5+	Tot.	Solo	2-Run	3-Run	GS	Tot.	
C. Bell	1	1	-	-	2	1	1	-	-	2	-	-	1	-	1	5/12 vs. GON
L. Boyd	1	-	-	-	1	2	-	-	-	2	-	1	-	-	1	3/20 vs. UVU
B. Casey	3	-	-	-	3	2	-	-	-	2	-	-	-	-	-	-
R. Folsom	2	1	1	-	4	3	-	-	1	4	1	-	-	-	1	5/17 vs. WSU
K. Kahalehoe	2	1	-	1	4	1	2	-	-	3	-	-	-	-	-	-
L. Lotti	-	-	-	-	-	1	-	-	-	1	-	-	-	-	-	-
M. Miller	9	2	-	-	11	4	1	-	-	5	-	-	1	-	1	4/14 vs. BYU
J. Norris	9	1	-	-	10	7	3	-	-	10	2	1	-	-	3	4/11 vs. ARIZ
R. Ortiz	15	7	2	-	24	7	5	-	-	12	4	-	1	-	5	5/31 vs. TAMU
S. Romero	19	3	-	-	22	7	7	1	-	15	4	1	-	-	5	5/22 vs. STAN
A. Santos	9	3	1	-	13	6	3	1	-	10	3	1	-	-	4	5/15 vs. WSU
J. Tommasini	1	3	1	-	5	9	1	-	-	10	-	-	-	-	-	-
J. Wallace	6	1	-	-	7	2	1	-	1	4	-	-	-	1	1	4/28 vs. UO
B. Warren	-	-	-	-	-	-	1	-	-	1	-	-	-	-	-	-
J. Wong	13	1	1	-	15	6	2	1	-	9	-	-	-	1	1	3/20 vs. UVU
Totals	91	22	5	1	120	58	27	3	2	88	14	4	3	2	23	5/31 vs. TAMU

2009 Pitching Appearances

#33 Kyle Foster

Date	Opponent	W-L-S	IP	H	R	ER	BB	SO	NP
2/26	Northern Illinois	ND	1.0	1	0	0	0	0	15
3/20	Utah Valley	ND	1.0	1	1	0	1	1	32
5/20	Oregon	ND	0.2	1	0	0	0	0	8

#32 Sam Gaviglio

Date	Opponent	W-L-S	IP	H	R	ER	BB	SO	NP
2/27	Missouri	W	2.0	3	3	3	0	3	38
3/5	San Francisco	S	1.0	1	0	0	0	0	13
3/7	UC Riverside	W	4.2	4	1	1	1	1	50
3/15	Missouri State	ND	6.1	2	0	0	0	8	74
3/22	Saint Mary's *	W	5.0	5	3	3	0	2	72
3/28	Oregon	L	1.1	1	1	1	1	1	18
4/5	California	W	2.0	1	1	1	0	1	23
4/9	Arizona	ND	1.0	0	0	0	0	1	8
4/13	BYU	W	4.0	5	3	3	3	5	68
4/18	USC	ND	0.2	0	0	0	0	0	9
4/19	USC	ND	0.2	0	0	0	1	0	11
4/28	Oregon *	W	5.0	3	2	2	0	6	72
5/5	Portland *	W	5.0	3	1	1	0	7	72
5/9	Washington	ND	1.1	3	2	2	0	2	24
5/10	Washington	ND	0.1	1	0	0	0	1	8
5/16	Washington State *	W	7.2	4	2	1	1	4	96
5/22	Stanford *	W	9.0	3	0	0	0	7	116
5/29	Texas A&M *	W	5.2	6	1	1	2	6	98

#16 Ryan Gorton

Date	Opponent	W-L-S	IP	H	R	ER	BB	SO	NP
3/6	Oklahoma State	ND	3.2	4	0	0	1	3	49
3/20	Utah Valley *	W	5.0	4	0	0	1	4	78
4/3	California	ND	1.1	2	0	0	0	1	28
4/10	Arizona	ND	5.0	2	0	0	2	3	56
4/14	BYU	W	3.0	4	3	2	3	3	56
4/24	UCLA	ND	3.0	3	1	1	0	0	32
5/2	Arizona State	ND	3.1	2	0	0	1	3	53
5/10	Washington	ND	1.2	1	0	0	4	2	40
5/15	Washington State	ND	4.2	4	1	1	3	1	75
5/23	Stanford	ND	0.0	1	0	0	0	0	2
5/29	Texas A&M	ND	0.1	2	0	0	0	0	9
5/31	TCU	ND	1.0	4	3	3	1	0	27

#18 Mark Grbavac

Date	Opponent	W-L-S	IP	H	R	ER	BB	SO	NP
2/20	Tennessee	ND	1.0	1	0	0	0	1	NA
2/28	Arizona State	ND	1.0	1	1	1	1	0	16
3/5	San Francisco	W	1.2	0	3	3	2	2	41
3/14	Missouri State	ND	1.0	1	0	0	0	2	16
3/20	Utah Valley	ND	2.0	1	0	0	0	2	19
3/23	Hawai'i	ND	0.1	0	0	0	0	1	5
3/28	Oregon	ND	1.2	1	1	1	0	1	16
4/5	California	ND	0.1	0	0	0	0	0	5
4/25	UCLA	ND	1.2	0	0	0	0	1	16
4/28	Oregon	ND	1.0	0	0	0	0	1	15
5/1	Arizona State	ND	0.2	0	0	0	0	1	8
5/2	Arizona State	ND	0.1	0	0	0	0	0	7
5/3	Arizona State	ND	1.0	0	0	0	2	0	20
5/8	Washington	ND	0.0	0	1	1	2	0	11
5/9	Washington	ND	2.2	4	2	2	1	2	54
5/23	Stanford	ND	1.0	0	0	0	1	2	22
5/24	Stanford	ND	0.1	0	0	0	0	0	4
5/29	Texas A&M	ND	0.1	1	0	0	0	0	9
5/30	TCU	ND	0.2	1	0	0	0	0	11

#37 Brad Kidd

Date	Opponent	W-L-S	IP	H	R	ER	BB	SO	NP
2/26	Northern Illinois	ND	1.0	1	1	1	1	1	24
3/19	Utah Valley	ND	1.0	1	0	0	0	2	11
4/28	Oregon	ND	1.0	1	0	0	0	0	18

#15 James Nygren

Date	Opponent	W-L-S	IP	H	R	ER	BB	SO	NP
2/20	Tennessee	ND	1.2	1	0	0	1	0	NA
2/27	Missouri	ND	1.2	3	2	2	2	1	35
3/1	Northern Illinois	ND	2.0	0	0	0	2	0	22
3/5	San Francisco	ND	0.1	0	1	1	1	0	10
3/13	Missouri State	W	2.0	1	0	0	1	2	28
3/14	Missouri State	ND	1.1	0	0	0	0	1	17
3/22	Saint Mary's	ND	2.0	0	0	0	1	0	24
3/29	Oregon	ND	1.0	1	0	0	0	1	11
4/9	Arizona	W	2.0	1	0	0	0	1	25
4/14	BYU	S	3.0	1	0	0	2	5	40
4/26	UCLA	ND	1.2	2	1	0	0	1	22
4/28	Oregon	ND	2.0	1	0	0	0	0	25
5/1	Arizona State	ND	1.2	3	0	0	1	1	29
5/5	Portland	ND	0.2	1	0	0	0	1	16
5/8	Washington	ND	1.0	0	3	3	2	2	29
5/9	Washington	ND	2.1	5	2	2	0	0	41
5/23	Stanford	ND	0.0	0	0	0	0	0	2
5/30	TCU	ND	4.0	7	7	7	1	1	71

#31 Josh Osich

Date	Opponent	W-L-S	IP	H	R	ER	BB	SO	NP
3/1	Northern Illinois	ND	1.0	0	0	0	1	2	17
3/7	UC Riverside	ND	0.1	0	0	0	0	0	1
3/8	Texas Tech	ND	0.2	3	0	0	0	1	23
3/15	Missouri State	ND	0.2	0	0	0	0	1	10
3/21	Saint Mary's	S	3.0	2	0	0	3	4	61
3/28	Oregon	ND	0.1	0	0	0	2	1	16
4/13	BYU *	ND	4.0	4	3	3	1	5	67
4/17	USC	ND	2.0	0	0	0	1	4	30
4/25	UCLA	ND	1.0	1	1	1	2	0	29
5/1	Arizona State	ND	1.2	0	0	0	0	0	14
5/5	Portland	ND	3.0	2	0	0	0	5	46
5/10	Washington	ND	1.1	0	0	0	0	1	13
5/15	Washington State	ND	1.1	0	0	0	1	2	25
5/17	Washington State	ND	2.0	2	1	1	0	2	23
5/24	Stanford	ND	1.0	0	0	0	1	2	18
5/29	Texas A&M	ND	0.2	0	1	1	2	1	23
5/31	TCU	ND	2.1	1	0	0	3	3	41

#24 Greg Peavey

Date	Opponent	W-L-S	IP	H	R	ER	BB	SO	NP
2/26	Northern Illinois *	W	5.1	7	3	3	2	0	86
3/5	San Francisco *	ND	6.0	7	5	4	1	4	96
3/14	Missouri State *	L	5.2	5	3	3	2	7	93
3/21	Saint Mary's *	W	6.0	4	3	0	4	3	98
3/28	Oregon *	ND	5.1	4	0	0	2	3	94
4/4	California *	W	7.0	4	2	2	2	7	103
4/10	Arizona *	L	3.0	7	6	6	1	1	66
4/18	USC *	ND	7.1	5	2	2	3	6	110
4/25	UCLA *	ND	4.2	7	2	2	2	5	93
5/2	Arizona State *	ND	4.0	4	2	2	5	0	82
5/9	Washington *	L	1.2	7	9	9	3	1	63
5/20	Oregon *	W	6.1	6	4	4	0	5	102
5/29	Texas A&M	ND	0.1	3	3	3	0	0	17

#23 Jorge Reyes

Date	Opponent	W-L-S	IP	H	R	ER	BB	SO	NP
2/21	Tennessee	W	3.0	4	1	1	0	3	NA
3/1	Northern Illinois *	W	5.0	3	1	1	1	4	82
3/8	Texas Tech *	ND	6.0	7	4	4	2	3	94
3/15	Missouri State *	L	2.0	7	4	4	1	4	68
3/23	Hawai'i *	W	7.0	4	3	3	3	11	121
3/29	Oregon *	W	7.0	2	1	0	3	6	94
4/5	California *	ND	7.0	7	1	1	1	6	102
4/11	Arizona *	W	7.2	8	3	3	1	5	114
4/19	USC *	ND	6.2	6	4	4	3	5	93
4/26	UCLA *	L	6.0	6	3	1	3	7	101
5/3	Arizona State *	ND	2.2	3	4	2	3	3	56
5/10	Washington *	ND	4.0	3	3	3	6	5	89
5/17	Washington State *	ND	5.0	6	5	3	1	4	79
5/23	Stanford *	ND	3.1	8	5	5	0	3	54
5/31	Texas A&M *	W	9.0	10	5	3	1	6	131

2009 Pitching Appearances

#12 Kevin Rhoderick

Date	Opponent	W-L-S	IP	H	R	ER	BB	SO	NP
2/20	Tennessee	L	0.2	3	2	2	1	0	NA
2/27	Missouri	S	0.1	0	0	0	0	1	4
3/1	Northern Illinois	S	1.0	1	0	0	2	3	31
3/7	UC Riverside	ND	1.0	2	0	0	0	1	16
3/8	Texas Tech	S	1.0	0	0	0	0	2	10
3/13	Missouri State	S	1.0	1	0	0	0	2	24
3/14	Missouri State	ND	1.0	1	2	2	4	1	35
3/22	Saint Mary's	ND	1.0	1	0	0	0	3	31
3/23	Hawai'i	ND	1.0	0	0	0	1	1	20
3/29	Oregon	ND	1.0	0	0	0	1	3	17
4/5	California	ND	1.0	2	2	2	2	1	29
4/11	Arizona	ND	0.2	0	0	0	0	0	5
4/13	BYU	S	1.0	0	0	0	0	0	7
4/19	USC	W	0.2	0	0	0	0	1	4
4/25	UCLA	W	1.2	0	0	0	1	0	25
5/3	Arizona State	W	2.1	0	0	0	0	4	31
5/5	Portland	S	0.1	0	0	0	0	0	6
5/8	Washington	S	1.1	1	0	0	0	2	20
5/17	Washington State	L	1.1	3	1	1	2	1	35
5/19	Oregon	S	1.0	0	0	0	0	1	10
5/24	Stanford	S	1.0	1	0	0	0	2	20
5/29	Texas A&M	ND	1.0	3	3	3	0	2	21
5/31	TCU	L	1.1	2	1	1	1	2	40

#30 Tanner Robles

Date	Opponent	W-L-S	IP	H	R	ER	BB	SO	NP
2/20	Tennessee *	ND	5.0	3	3	3	4	2	NA
2/27	Missouri *	ND	4.0	2	3	3	3	5	81
3/7	UC Riverside *	ND	3.0	1	0	0	4	0	52
4/14	BYU *	ND	3.0	4	1	1	0	3	48
5/1	Arizona State *	L	5.0	4	4	3	0	6	65
5/8	Washington *	W	6.1	2	0	0	1	3	77
5/15	Washington State *	L	3.0	8	6	6	0	1	61
5/23	Stanford	L	3.0	0	2	2	3	7	66
5/31	TCU *	ND	3.2	2	1	1	3	4	66

#28 Kraig Sitton

Date	Opponent	W-L-S	IP	H	R	ER	BB	SO	NP
2/20	Tennessee	ND	0.1	0	0	0	0	0	NA
2/27	Missouri	ND	1.0	0	0	0	1	2	25
2/28	Arizona State	L	1.0	2	2	2	0	2	16
3/6	Oklahoma State	ND	0.1	0	0	0	1	1	10
3/8	Texas Tech	ND	0.1	0	0	0	0	0	2
3/14	Missouri State	ND	0.0	0	0	0	1	0	7
3/22	Saint Mary's	ND	1.0	0	0	0	1	2	19
3/23	Hawai'i	ND	0.2	1	1	1	0	0	13
3/27	Oregon	S	1.2	0	0	0	0	4	16
3/28	Oregon	ND	0.2	1	1	1	1	2	20
4/4	California	ND	2.0	0	0	0	0	2	27
4/5	California	ND	0.2	1	0	0	0	0	7
4/11	Arizona	ND	0.2	0	0	0	1	1	14
4/18	USC	L	1.0	4	3	3	0	0	13
4/19	USC	ND	2.0	0	0	0	1	2	29
4/26	UCLA	ND	0.1	1	1	0	0	1	12
5/2	Arizona State	W	1.1	2	1	1	0	1	23
5/3	Arizona State	ND	0.1	0	0	0	0	0	1
5/5	Portland	ND	0.0	1	0	0	0	0	5
5/8	Washington	ND	0.1	1	0	0	0	1	8
5/10	Washington	L	0.2	1	1	1	0	1	16
5/16	Washington State	ND	1.1	1	0	0	0	3	16
5/17	Washington State	ND	0.1	0	0	0	0	1	4
5/19	Oregon	ND	0.1	0	0	0	0	0	2
5/23	Stanford	ND	0.2	0	0	0	0	0	3
5/29	Texas A&M	ND	0.2	0	0	0	0	1	6

#26 Taylor Starr

Date	Opponent	W-L-S	IP	H	R	ER	BB	SO	NP
2/21	Tennessee	ND	1.0	0	0	0	0	2	NA

#29 Nick Stiltner

Date	Opponent	W-L-S	IP	H	R	ER	BB	SO	NP
2/26	Northern Illinois	ND	1.2	1	3	0	2	2	42
3/8	Texas Tech	ND	1.0	2	2	2	0	0	22
3/20	Utah Valley	ND	1.0	2	1	1	1	2	26
5/20	Oregon	ND	2.0	0	0	0	2	1	31

#25 Tyler Waldron

Date	Opponent	W-L-S	IP	H	R	ER	BB	SO	NP
2/21	Tennessee *	ND	5.0	6	3	3	2	4	NA
2/28	Arizona State *	ND	6.0	5	3	3	3	6	99
3/6	Oklahoma State *	L	5.0	8	7	7	3	4	90
3/13	Missouri State *	ND	6.0	9	7	6	2	5	88
3/19	Utah Valley *	W	8.0	3	0	0	3	6	96
3/27	Oregon *	W	7.1	5	1	1	2	1	98
4/3	California *	W	7.2	8	4	4	0	8	112
4/9	Arizona *	ND	6.0	11	5	4	0	2	97
4/17	USC *	L	7.0	5	4	4	3	3	104
4/24	UCLA *	L	5.0	10	6	4	1	2	84
5/3	Arizona State	ND	2.2	4	1	1	3	1	46
5/12	Gonzaga *	W	9.0	2	1	1	4	8	119
5/17	Washington State	ND	0.1	1	0	0	0	0	5
5/19	Oregon *	W	7.1	5	0	0	1	10	102
5/24	Stanford *	W	6.2	5	2	1	1	5	90
5/30	TCU *	L	4.1	9	6	5	3	4	67

Starters' Support

Pitcher	Starts	IP/Start	Runs	R/Start	Team Rec.
Sam Gaviglio	6	6.1	46	7.6	6-0
Ryan Gorton	1	5.0	17	17.0	1-0
Josh Osich	1	4.0	7	7.0	1-0
Greg Peavey	12	4.2	93	7.7	7-5
Jorge Reyes	14	5.2	82	5.8	9-5
Tanner Robles	8	4.1	47	5.8	4-4
Tyler Waldron	14	6.2	95	6.7	9-5

Relievers' Figures

Pitcher	IR-S	Pct.	H-AB	Avg.	Saves-Att.
Kyle Foster	2-2	1.000	1-2	.500	0-0
Sam Gaviglio	13-4	.307	2-11	.181	1-1
Ryan Gorton	12-6	.500	3-10	.300	0-0
Mark Grbavac	25-9	.360	3-15	.200	0-0
Brad Kidd	0-0	.000	1-2	.500	0-0
James Nygren	8-2	.250	4-14	.285	1-1
Josh Osich	16-6	.375	2-13	.153	1-1
Greg Peavey	2-0	.000	0-1	.000	0-0
Jorge Reyes	0-0	.000	1-1	1.000	0-0
Kevin Rhoderick	15-0	.000	2-21	.095	9-11
Tanner Robles	1-0	.000	0-1	.000	0-0
Kraig Sitton	33-3	.090	2-22	.090	1-1
Taylor Starr	0-0	.000	0-1	.000	0-0
Nick Stiltner	3-0	.000	1-4	.250	0-0
Tyler Waldron	1-0	.000	0-2	.000	0-0